

WEST AREA COMMITTEE 16TH SEPTEMBER 2015

Title of paper:	WARD PERFORMANCE REPORTS Q2	
Director(s)/ Corporate Director(s):	Andy Vaughan, Director of Neighbourhood Services	Wards affected: Aspley, Bilborough and Leen Valley
Report author(s) and contact details:	Heidi May, Locality Manager, 07983718859 heidi.may@nottinghamcity.gov.uk Neighbourhood Development Officers: Sioban Campbell, 0115 8833738 sioban.campbell@nottinghamcity.gov.uk Julianne Christou 0115 8833739 julianne.christou@nottinghamcity.gov.uk Deborah Wilson 0115 8833741 deborah.wilson@nottinghamcity.gov.uk	
Other colleagues who have provided input:	Dave Halstead, Head of City Services dave.halstead@nottinghamcity.gov.uk Leslie Marriott, Crime and Drugs Partnership Analyst leslie.marriott@nottinghamcity.gov.uk	
Date of consultation with Portfolio Holder(s) (if relevant)	Not relevant	
Relevant Council Plan Strategic Priority:		
Cutting unemployment by a quarter		<input checked="" type="checkbox"/>
Cut crime and anti-social behaviour		<input checked="" type="checkbox"/>
Ensure more school leavers get a job, training or further education than any other City		<input checked="" type="checkbox"/>
Your neighbourhood as clean as the City Centre		<input checked="" type="checkbox"/>
Help keep your energy bills down		<input checked="" type="checkbox"/>
Good access to public transport		<input checked="" type="checkbox"/>
Nottingham has a good mix of housing		<input checked="" type="checkbox"/>
Nottingham is a good place to do business, invest and create jobs		<input checked="" type="checkbox"/>
Nottingham offers a wide range of leisure activities, parks and sporting events		<input checked="" type="checkbox"/>
Support early intervention activities		<input checked="" type="checkbox"/>
Deliver effective, value for money services to our citizens		<input checked="" type="checkbox"/>
Summary of issues (including benefits to citizens/service users):		
<p>The following is a brief summary by the respective Ward Neighbourhood Development Officers highlighting key issues:</p> <p><u>WARD: ASPLEY, (Aspley, Bells Lane and Broxtowe Beats) Neighbourhood Development Officer, Sioban Campbell</u></p> <p>Key Successes</p> <ul style="list-style-type: none"> • Completion of Melbourne Green parking scheme • Solar Panel scheme for Nottingham City Homes properties • Lindfield, Beckley, Fenwick and Withern Road Clean-up was a huge success 		

- Ward wide promotion of the Children & Families summer programme

Emerging issues

ASB issues on the Broxtowe Estate.

The NAT (Aspley Neighbourhood Action Team)

- Clean ups on the Broxtowe Estate
- Looking at Alleyways

WARD: Bilborough (Balloon Woods, Bilborough, Denewood and Strelley Beats) Neighbourhood Development Officer, Julianne Christou

Key Successes

- Summer events run by community groups in Bilborough & summer activities for children & young people have been very popular.
- The Skills Exchange offering more opportunities to join and sign up during the coming months.
- Councillors are supporting the refurbishment of two local parks - Hoylake and Rosedale.

Emerging issues

- A small number of young people continue to cause anti-social behaviour. The police, NAT partners and other agencies are working together to deal with this issue.
- An operation on Bracebridge Drive Recycling Bins has been happening over the last month.
- Fly tippers fined!
- The Cranwell Road build due to start in the summer.

Events Planned

- Big Clean Up on Bracebridge Drive Tuesday 22nd September 7am-12pm.
- Opening of the Harvey Hadden Sports Village. Local people involved in a choir performing at the opening ceremony on 12th September.
- Special opening of Our Place in late September at Hanover Court.

What is the Neighbourhood Action Team (NAT) focusing its work on?

- The NAT continues its work on reviewing ward priorities, and the next phase will be to strengthen actions around the health theme. Looking at how to promote awareness about cancer screening and dementia both for staff and residents.
- Working with partners to address the Bracebridge Recycling Area
- Continuing to work with young people and how they can support older people in the Ward, through the 'Our Place Project'.
- Supporting the work of the Great Project and the Poster competition.

WARD: Leen Valley (Beechdale, Ainsley and Hyson Green Beats) Neighbourhood Development Officer, Deborah Wilson

Key Successes

- Democracy event with Bluecoat Academy VI Formers with over 100 attending
- A consensus has been achieved regarding restrictions on Cheslyn Drive and Oakwood Drive.
- Councillors have supported a range of community organisations this period to improve the service they give. Examples of this include, iPads for an after school club, English Classes for Roma Citizens; safety improvements to New Whitemore Baptist Church to enable Youth Activities to take place there, planting schemes for New Whitemore Tenants and Residents Association
- The Research conducted to find out where people access surveys in Leen Valley and what they would like to see developed in the future is now in the data collection phase. 400

Surveys have been distributed, and interviews and focus groups have been held. This is conducted in partnership with Groundwork and Nottingham University.

- Mass clean up and enforcement in the Kennington Road Area

Emerging issues

- Finding a solution to repairing equipment on Robert Shaw Field that has been vandalised, in order to open the field and reduce antisocial behaviour in the area.
- Continuing to hold activities in Kennington Road to encourage Neighbourhood pride and prevent a relapse

Events that have happened

- Local Action Group
- Kennington Area Hanging Basked Workshop
- New Whitemore Planting Sessions

Events planned

- Summer activities with Voluntary Sector Agencies in the Ward

What is the Neighbourhood Action Team (NAT) focusing its work on?

- A strong and speedy clean up and enforcement response to enviro-crime
- Developing the Children and Families part of the Priority Plan
- Ensuring intensive partnership work is conducted with people who engage in antisocial behaviour

Linking with schools in the area to engage young people

Recommendation(s):

1	Area Committee note and comment on the Ward Performance Reports for quarter 1 - 2015/16
----------	---

1. REASONS FOR RECOMMENDATIONS

- 1.1 Ward performance reports provide a descriptive and statistical picture of what is happening at a ward level and invite community representatives to comment, debate, challenge and identify how they can add value to improve their neighbourhoods.
- 1.2 Ward performance reports also monitor progress in the wards and act as a catalyst.

2. BACKGROUND (INCLUDING OUTCOMES OF CONSULTATION)

- 2.1 Neighbourhood Working has been important for a number of years in Nottingham as a means of engaging better with citizens and to drive forward service improvement.
- 2.2 The Nottingham Plan has a goal that “public service delivery will be better integrated and appropriately devolved, ensuring more accessible and responsive services for all, and giving residents more control over what happens in their neighbourhoods”; the Ward Performance Reports help to support this.
- 2.3 The Ward Performance Reports capture work at a local level to support the Nottingham Plan; it is a short summary of key updates on priorities and issues in the ward. More detailed implementation plans sit behind the report, such as the Ward Plans and other partners’ implementation plans.

- 2.4 It was agreed by the North Locality Board, that the focus for the Board moving forward would be Employability, Domestic Violence and Violence, Public Realm and Anti-Social Behaviour. The board will maintain a focus on crime, but the targets have been broadened out to reflect the local needs and priorities of the North. The Locality Board, together with partners will take a proactive approach. The board will be reviewing evidence including statistics every month to ensure good progress. Area Chairs, or their nominated representatives are invited. Minutes are issued to all Ward Councillors.
- 2.5 The Ward Performance Reports are co-ordinated by Neighbourhood Development Officers every quarter, with the data analysis undertaken by the Crime and Drugs Partnership.

3. OTHER OPTIONS CONSIDERED IN MAKING RECOMMENDATIONS

- 3.1 None

4. FINANCE COMMENTS (INCLUDING IMPLICATIONS AND VALUE FOR MONEY/VAT)

- 4.1 None

5. LEGAL AND PROCUREMENT COMMENTS (INCLUDING RISK MANAGEMENT ISSUES, AND LEGAL, CRIME AND DISORDER ACT AND PROCUREMENT IMPLICATIONS)

- 5.1 Consideration of the above is integral to all the activity that is contained in this report. Reduction of crime and disorder is a key goal of a large proportion of the initiatives described.

6. EQUALITY IMPACT ASSESSMENT

Has the equality impact been assessed?

Not needed (report does not contain proposals or financial decisions)

No

Yes – Equality Impact Assessment attached

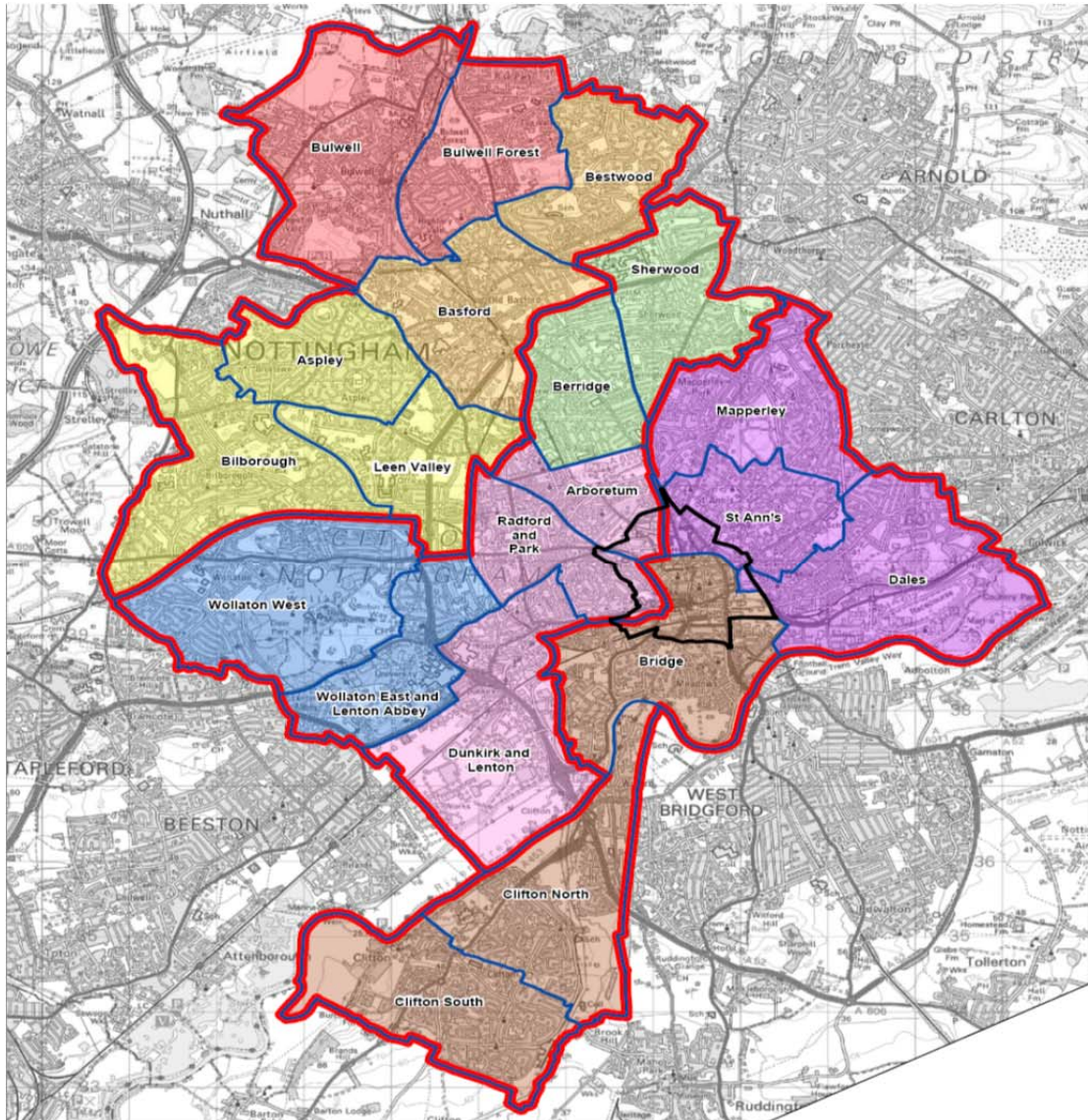
Due regard should be given to the equality implications identified in the EIA.

7. LIST OF BACKGROUND PAPERS OTHER THAN PUBLISHED WORKS OR THOSE DISCLOSING CONFIDENTIAL OR EXEMPT INFORMATION

- 7.1 Neighbourhood Working Framework 2012 CLT report.

8. PUBLISHED DOCUMENTS REFERRED TO IN COMPILING THIS REPORT

- 8.1 None



Aspley

Aspley - Ward Priorities

Ward:	
Aspley Ward STRATEGIC THEME -	Aspley Ward LOCAL PRIORITIES
Families Nottingham	<ul style="list-style-type: none"> a) Embed Family Support Strategy via use of Family Support Pathway at a Ward Level (Improve Services and support available for young people and families) b) Work with Partners to improve early intervention with Families including increasing use of CAF, referral routes into Family Community Team Family Support services and workforce development (Improve quality of life and aspirations for young people) c) Increase awareness and engagement of the impact on children and young people of domestic violence (Behaviours of young people) d) Review approaches to delivering services for Children and young people living within the Aspley Ward (Lack of appropriate provision for young people)
Neighbourhood Nottingham	<ul style="list-style-type: none"> a) Maintain 4* rating by NCH tenant inspectors (The rating now includes opportunities for involvement, partnership working alongside the cleanliness of the estate) b) Improve visual appearance of neighbourhoods i) Improve cleanliness in ward; ii) Tackle grot spots; iii) Overgrown hedges and untidy gardens c) Reduce incidents of dog fouling on streets
Safer Nottingham	<ul style="list-style-type: none"> a) Anti-Social Behaviour b) Drugs c) Criminal Damage
Healthier Nottingham	<ul style="list-style-type: none"> 1) Sexual Health 2) Alcohol/ or smoking (Community groups/Cllrs and NAT to decide between the two) 3) Mental health or Child & Adult Obesity (Community groups/Cllrs and NAT to decide between the two)
Working Nottingham	<ul style="list-style-type: none"> a) Jobs b) Training

Aspley Ward Community Engagement

Ward Walk

Area/ Estate	Date/ Time	Meeting Point
Aspley Beat	5.30pm-7.30pm Monday 21 st September 2015	Bells Lane Community Centre

Community Events / Activities / Engagement

Area/ Estate	Date/ Time	Meeting Point
Broxtowe Community Group Meeting	6.00pm-8.00pm Wednesday 2 nd September 2015	The Hope Centre
Broxtowe Festival Woodfield Park, Broxtowe Estate	11.00am until late Sunday 6 th September 2015	Woodfield Park

Finance

Aspley Ward Councillor Budgets

Total amount committed this period £8,540.00

Budget remaining £18,650.93 (2015/2016)

Aspley Area Capital Fund

Total amount committed this period £78,000.00

Total amount decommitted this period £0

Budget remaining £44,945.00 (2015/2016)

Others – Section 106

None this period

Aspley NCH ‘Environmentals’

Total Amount committed this period £0

Total amount decommitted £0

Budget Remaining £0

Other Funding

None this period

Nottingham
Crime & Drugs Partnership



NOTTINGHAMSHIRE
POLICE
PROUD TO SERVE



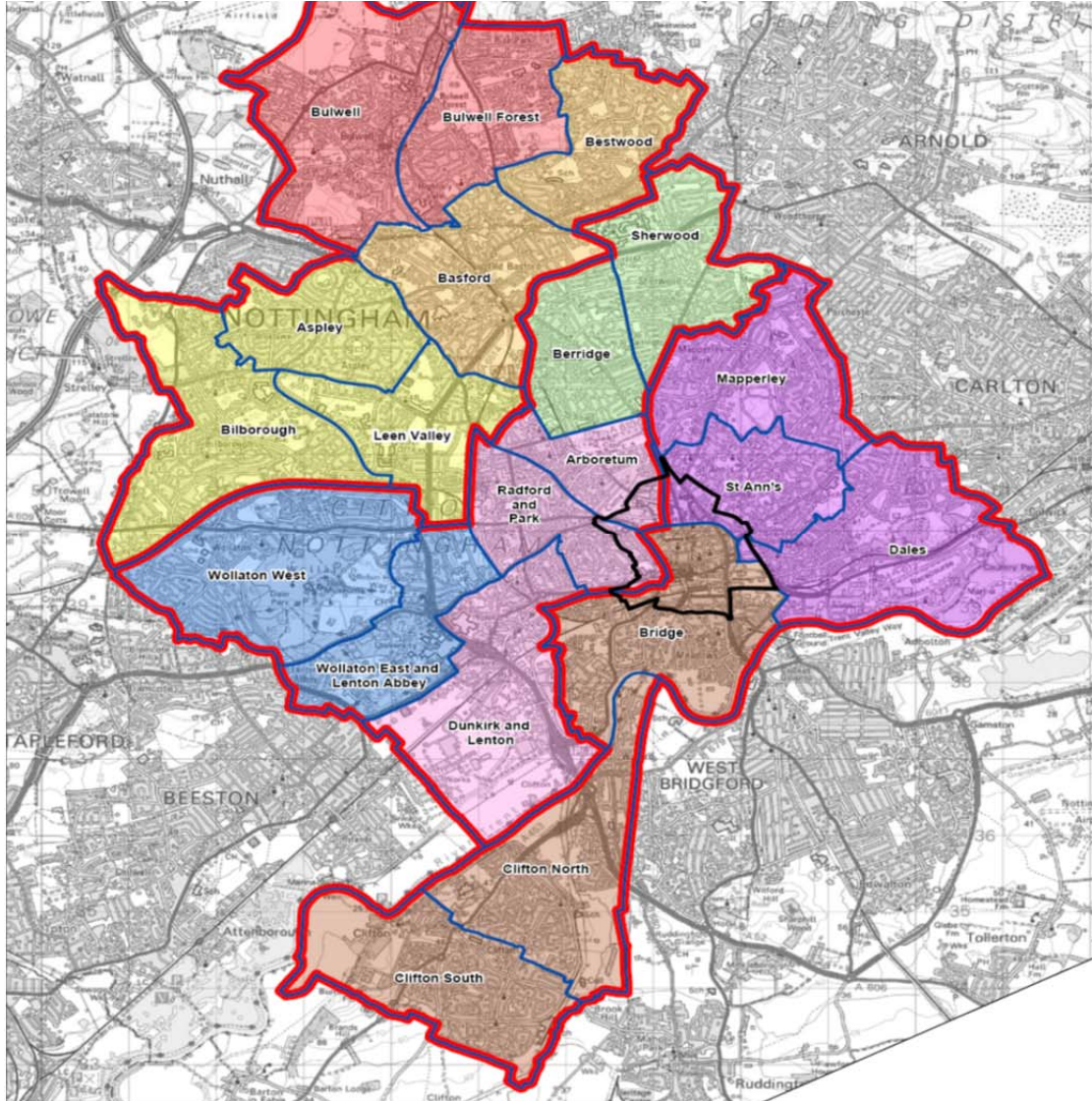
NOTTINGHAMSHIRE
Fire & Rescue Service
Creating Safer Communities



Nottingham
City Council



NOTTINGHAMSHIRE



Bilborough

Bilborough Ward Priorities

Theme	Priorities	Key Actions	Outcome (Methods of evaluation)	Lead
Safer	To increase the number of people signed up to and using the Neighbourhood Alert Scheme (NAS) in the Ward	To use the Neighbourhood Action Teams (NAT) potential to publicise the Alert Scheme at every engagement opportunity with the public. E.g. Ward Walk & 'Clean Up' Bracebridge Drive 22 nd September '15. 83 new people signed up by PCSO's from the Bilborough Ward as a result of ASB	Increased numbers across the area will ensure more effective crime prevention/engagement.	Police
	Utilise the Alert system to increase and promote Neighbourhood Watch (NHW) throughout the ward.	Partners involved in the NAT to promote and identify potential coordinators from the community. Especially in groups underrepresented in the ward.	NHW will be key to delivering quality community engagement, crime prevention, and give the community the opportunity to help reduce crime and ASB.	Police
	Reduce crime and Anti-Social Behaviour in the Bilborough Ward. Ensure this is linked to the concerns and fears of the community in our priority setting process.	To agree suitable priorities through the NAT, based on Community feedback through engagement by all NAT agencies. To utilise NAT process to deliver joint services approach to reduce crime and Anti-Social Behaviour (ASB). Feedback from the community in the four Bilborough beats showed the main concerns raised are ASB: 1. Youths using mini-motos in an anti-social manner 2. Rowdy nuisance behaviour 3. Groups of youths hanging around 4. Speeding A group of YP causing ASB has decreased due to the targeted coordinated work by	Problem solving plans will be produced and maintained by Police. Each plan will evaluate the outcome of the priority. The plans will be 'SMART'. We will ensure the work conducted is fed back into the community. Hot spot areas are seeing a vast	Police Police and Neighbourhood Action Team (NAT) Partners

	Safeguarding	<p>Police, Family & Community Team (FCT) & Nottingham City Homes (NCH). However a very small group travel around the area causing ASB. The police target this group, and are flexible with their patrols and actions so can maintain their efforts to reduce the offending.</p> <p>NCH are about to commence development of their ASB & Crime strategy. Focus groups with partners, tenants and staff have taken place.</p> <p>NCH are developing in-house mediation service. Volunteers to be recruited to deliver community mediation.</p> <p>NCH staff attending 'Hate Crime' training delivered by Sophy Lancaster Foundation. Explore partnership working.</p> <p>1)The Great Project in local primary schools (yrs 5 & 6) 2) Bilborough families are being referred to the 'Stronger Families Programme'. 3) 'Duty System' currently delivered at Broxtowe Children's Centre, Mon-Fri 8am - 6pm.</p>	<p>improvement, due to targeted work. The location is fluid.</p> <p>Support residents with ASB problems</p> <p>Volunteers to receive training & accreditation, to help solve disputes.</p> <p>Support residents & staff understand the impact & effects of hate crime, to support families, Communities and perpetrators.</p> <p>Support children in their positive relationships Offers families support with DV, behaviour, benefits etc.</p>	NCH
	Develop links between the NAT process and Schools in the Ward. This would help improve engagement with young people in the area, and ensure the Schools are involved in the local community.	<p>Help to establish Student Councils within our schools. These Councils will then be able to represent the needs of the school and the young people who attend them. NDO to visit the newly elected School Council at the New Academy, Bluecoat & Beechdale Academy (formally Hadden Park</p>	<p>Effective engagement/ inclusion of the schools in our area. Empowering young people to be part of the problem solving process in our area will enable us to prevent</p>	NAT Partners

		High) Autumn '15. To use the information in the Well being Report for Bilborough (Nov '14) to inform NAT & Bilborough Youth Network (BYN) partners work with children and their families.	crime and ensure interventions are relevant to this group of people.	
	Fire Prevention	To approach local schools to deliver Riskwatch Fire and Burns Programme.	To increase fire safety awareness within the home and reduce dwelling fires.	Fire Service
		Posters to reduce accidental fires by older people have been put up in the local area, to be consulted on, to see if they help reduce fires. Fires have reduced among older people.	Reduce fire risks for older people, by increasing awareness of risks.	
	Reduce speeding in the Ward	Speeding initiatives to be carried out in Bilborough and main 'arterial' routes. Councillor Smith and students from Portland School took part in a speeding operation in July, about adhering to the 20mph speed limit.	Enforcement action taken against offenders	Police
Neighbourhoods	Improve appearance of Neighbourhoods/gardens/hedges Improvements to the local area	Complete Health and Safety Inspections and continue to carry out estate inspections to identify breached of tenancy and ensure the estates reach the 4 Star standards. The 'Estate assessment' is based on the visual appearance & partnership activity. To be achieved through community involvement activities & enhanced partnership working: ward walks, attendance at Community Fun Days. Improvements to the Strelley Community Club supported by Ward Councillors, NCH & Police. Cranwell Estate: frequent patrols by NCH & CPO's to check cleaning, security & fire, that it's free from vandalism. Building starts	To achieve 4 stars by Improved appearance, reduction in rubbish, increased community pride With 'Planning'. Ongoing to support safety local people and of the area.	Nottingham City Homes (NCH) City Services

		Summer '15. The potential environmental improvement pilot project to start with Oakmead Avenue.	Increase well being of residents & improve the area.	
	The Neighbourhood to be as clean as the City centre	New Summer schedules for working in place. Hedge cutting on target. Cleansing Scores consistently high.	Improved appearance, reduction in rubbish, increased community pride	City Services Community Protection Officer
	Reduce dog fouling within the ward	Build on relationship with local schools to involve students in promoting responsible dog ownership. Environmental issues litter/Dog fouling, from Police surveys passed to CPO's & City Services. NAT partners at the Bracebridge Drive Clean Up on 22 nd September to highlight issues, using Dog's Trust information.	CPO's in area every day. Increase awareness of reporting Dog Fouling, dog tagging, recycling.	
	Car Parking	Car Parking remains an ongoing issue for many residents.	Identify parking problems and look at possible solutions.	Councillors/Parking Enforcement/Police/CPO's.
Families	More activities for young people	FCT will work with partners via the established Bilborough Youth Network to increase provision of diversionary activities across the ward Ongoing discussions between FCT, Groundworks, NDO, NCH & partners to support Youth provision in the area. FCT finance 'Jigsaw' holiday clubs at the Glenbrook site, for 4-11yrs. 'Diddy Dots' sessions accessed by Bilborough families, in partnership with health visitors Groundwork currently having 'outreach' sessions to engage with young people, not	An increased activity timetable of partnership events. Helps support the development of language, motor skills etc.	FCT

		engaging in activities.		
	Welfare Reform Awareness	FCT can provide advice and guidance and offer support on debt management.	Improvement in money management/ understanding of benefit entitlement.	
	Welfare Reform Awareness	Bilborough Library hold individual Welfare Rights sessions, Thursdays & Fridays. New sessions due to start late September at the local doctor surgery. Ensure all NAT partners have access to available training.	To support local residents	NCH
	Improving Literacy	West 8 Partnership to coordinate with partners who provide literacy activities for adults. Including cake Decorating Courses at Glenbrook Primary School. Portland Primary School run literacy and numeracy courses for parent The Webster Stratton behaviour programme being delivered by Bilborough Children's Centre, for families with children 3-8yrs. Chatter Matters programme starting at Brockelwood Sept'14 Incredible years approach is being delivered at Broxtowe Children's Centre, Phoenix Adventure Playground Bilborough families being referred to this.	Encouraging adults to enjoy books and support their children's enjoyment. To support families with all aspects of life to improve 'life chances'.	West 8 Partnership
		Local Schools attend the local library for sessions to encourage the enjoyment of reading.	Encouraging children to enjoy reading books.	Libraries & Schools
		Homework Club at Bilborough Library up to 10 children at each session	Supporting children with their literacy	Libraries
		Weekly events during the summer to promote reading at the Bilborough Library.	To encourage family reading	

		Monthly Book Club for adults at Bilborough Library.	10 adults attend	
		Councillors supported the Dolly Parton book initiative.	To give children a 'head start' with reading.	
Health	Raising awareness of health	<p>FCT work in partnership with health to provide services within the Children's Centres or can support access to services.</p> <p>FCT activities for children, young people, and their parents/carers include health messages and healthy refreshments. Bilborough Families are referred to: Midwife Clinics Funky Fruit & Veg Group (a healthy awareness group that shows how to cook healthy foods & playing with your child). Weigh & play clinics Physical activities promoted during summer holidays. Happy Little fingers: group for children with disabilities.</p>	<p>Softsmart monitoring demonstrates increase uptake.</p> <p>Case studies demonstrate self assessment of better understanding of health and importance of prevention Including food& nutrition exercise and communication</p>	FCT
	Improve access to health related services in Bilborough	<p>FCT provides cook and eat sessions for parents/carers and their children.</p> <p>FCT are working towards establishing a group of volunteers from the Bilborough ward to support & deliver the core offer</p> <p>NCH have launched 'Just Grow' working with schools.</p> <p>The Bilborough Food Bank is now established, supporting people in the</p>	<p>Session planning will evidence delivery of health messages and services. Monitoring demonstrates good uptake. Increased awareness of health</p> <p>Encourage tenants to grow own food to support healthy living.</p>	FCT & NAT partners

		Bilborough Ward, run by local volunteers. Up to 10 people weekly accessing it.	Local people supporting other families	
Promote cycling and walking in the ward		TravelRight to work with groups & individuals in the Bilborough Ward to promote physical exercise. Promote activities across the North locality that Bilborough residents may be interested in.	Increase physical health & social & mental well being among all age groups.	TravelRight
Improve access to health related services in Bilborough		Promotion of cancer screening and health matters at events e.g. Clean Up Day, Bracebridge Drive 22 nd September	To increase awareness, promote well being and knowledge of services.	NAT Partners Health
Increase engagement		Partners to support engagement & consultation opportunities with local community. Consult older residents & partners on health needs and raise awareness of what activities are available in the area. 'Activity Sheet' produced & distributed locally to local doctors, groups libraries etc. 'Our Place' initiative young people & older people working together. A steering group was established (March'15). Project to be launched end September'15. Consultation & engagement with the community about the Harvey Hadden Sports Complex. Local groups invited to attend opening. Local people part of Community choir to sing at the opening ceremony on 12 th	Support for older people. Will need regular updates. To create volunteering & employment opportunities for young people working with older people. Support local people to feel the centre is for them.	Partners : FCT/ NCH/ Vol & Com Groups, Groundworks, BEST

		September. Promote Dementia Training & Cancer Screening.	Work with Public Health & Alzheimer's Society to empower people with knowledge and understanding, eliminate fear.	
	Raising educational attainment	FCT will develop with partners a campus approach to adult learning on the Glenbrook/Children's Centre site to provide a pathway to education, training and employment. 'Sing Your Way to School' working on Literacy, numeracy & attendance (at Aspley Children's Centre).	Parents/carers who access the learning opportunities also access other FCT support and activities – increase reach figures. Children from Bilborough are registered	FCT
Working	Working Links	BEST & FCT are working with local residents who need support to get 'ready for work'	Increased confidence	FCT, NCH & BEST
	Increase numbers of local volunteers	NCH to Promote 'working links.co.uk' as discussed in NAT.	Families engaging with the programme increasing in confidence and skills to be able to sustain employment.	NAT Partners & local Voluntary organisations
		Community Centres & groups etc to promote volunteering as a way of gaining skills to access work.		
		Skills2Exchange Timebank launched for people of all ages to share skills. Help someone else and earn credits to get help. They visit groups & attend events regularly to engage local people. Groups and individuals are eligible to join.	Sharing of skills Meeting new people	

	Promote NCH 'Tenant Academy' for training and involvement opportunities	Bilborough residents are aware of and can access training & courses through the Tenant Academy that will improve skills and competences to work on community projects and increase employability. New Summer Courses. Approximately 100 NCH Bilborough residents have accessed courses during the last year.	NCH tenants take up courses with Tenant Academy.	NCH
	Promote skills & training	Promote 'Our Bilborough' project pilot to support young people and older people to work together. Young people on Talent Match Programme. More events to follow, September '15. Space' Arts Project continues for children & families	To support Young people gain skills and employment meeting the needs of older people. Building confidence and skill	Groundwork, NCC, Hanover Court, BEST, Schools & NAT partners EIP Local primary schools
		NAT to promote citywide initiatives which include: 1) Nottingham Jobs Fund 2) Employer Hub 3) Apprenticeship Hub 4) Local Community Jobs fairs NDO aim to promote through face book	To contribute to citywide targets Reduction in unemployment Improved readiness for work	Economic Development
	Promote TravelRight's Travel Support Offer: Promote one months free travel, public transport or bicycle for residents starting a new job, training course or apprenticeship	All partners understand what the offer is Ensure that employment related and community organisations in the Bilborough Ward are actively referring to the scheme. 8 people have received support.	Reduce barriers to employment Ensure employment is sustainable Improved readiness for work	

Bilborough Community Engagement

Ward Walk

Area/ Estate	Date/ Time	Meeting Point
Bracebridge Drive	Tuesday 22 nd September 10-12	Bilborough Library
TBC	Tuesday 20 th October 10-12	TBC

Community Meetings

Group	Date	Venue
Vale Management Meetings		The Vale Community Centre
Coffee mornings at the Vale	Tuesdays 10.00-12.00 (not August)	
DADTRA Meetings	10 th August, 7 th September 6.30-8pm	Denewood Crescent
Coffee Morning	Wednesday mornings 9.30-11am	
Beechdale Management Meetings Coffee Mornings	Every morning, 29 th July & 19 th August	Beechdale Community Centre
Sheila Russell Management Meetings	26 th June	Sheila Russell Community Centre
Birchover Management Meetings	12 th August, 16 th September 6.30-8pm	Birchover Community Centre
SupportNet Coffee Morning	Tuesdays 10-12	Bilborough Library Community Centre

Bilborough Community Engagement

Events Delivered

Event	Lead Partners	Date/ Time	Venue
Strelley Village Green	Strelley Village Green Society	August 8th	Strelley Village Green
Wigman ladies Group	Wigman Ladies Group	August 8th	St Agnes Hall
Sheila Russell Fun Day	Sheila Russell Community Centre	August 9 th	Sheila Russell CC
West 8 Holiday Club	West 8 Partnership	Days in August	Beechdale Bluecoat Academy
Boxing Club	Strelley Social Club	Days in August	Strelley Social Club
Bilborough Carer's Summer Fair	Bilborough carer's Group	July 28 th	St John's Church Hall
Reading Activities	Bilborough Library	Days in August	Bilborough Library
Healthy You	Birchover Management Committee	July 18 th	Birchover Community Centre
St Martins Summer Events	St Martin's Heritage Project.	Days in August	St Martins' Church

Future Events and Activities Planned

Event	Lead Partners	Date/ Time	Venue
Harvey Hadden Opening	NCC	12 th September	Harvey Hadden Sports Complex
Skills2Exchange	The Partnership Council		Beechdale Community Centre
Bracebridge Drive Clean Up	Bilborough Councillors and Partners	22 nd September 7am-12	Bracebridge Drive
Our Bilborough Event	Groundworks & Partners	25 th September 11-1pm	Hanover Court
Flamstead Deep Clean	NCC (NOM)	28 th October (tbc)	Flamstead Road

Finance

Ward Councillor Budgets

Total Amount allocated this period £15,631.00

Budget Remaining Unallocated £61,583.80

Area Capital Fund

Total amount committed this period £17,911.55

Total Amount decommitted this period £0

Budget Remaining Unallocated £115,531.45

Others – Section 106

None this period

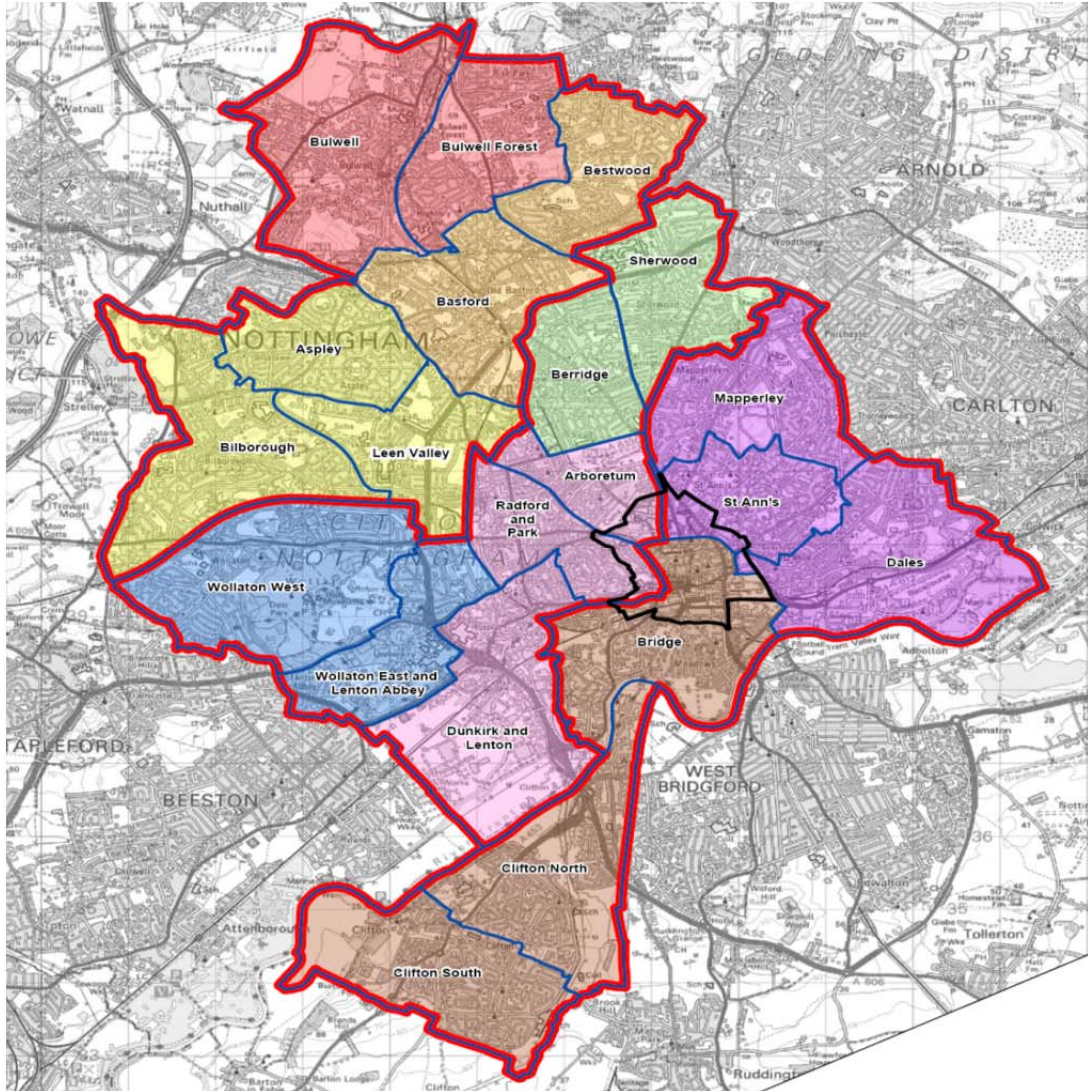
NCH ‘Environmentals’

Total Amount committed this period £42,350.90

Budget Remaining £158,928.10

Other Funding

None



Leen Valley

Ward Report

Leen Valley Ward Priorities

Theme	Priorities	Key Actions	Outcome	Lead
Safer	To increase the number of people signed up to and using the Neighbourhood Alert Scheme in the Ward	To use the Neighbourhood Action Teams potential to publicise the Alert Scheme at every engagement opportunity with the public	<p>Increased numbers across the area will ensure more effective crime prevention/engagement</p> <p>Increase in beat statistics over a 6 month period have shown an increase between 162% and 278% across two Beats</p> <p>Improved reporting and communication between Police and community</p>	Broxtowe and Hyson Green Policing
	<p>Utilise the Alert system to increase and promote Neighbourhood Watch schemes throughout the Ward</p> <p>Enable Neighbourhood Watch Co-ordinators to share experiences and learn from one another</p>	<p>Identify active Alert users to approach as potential co-ordinators.</p> <p>Partners involved in the Neighbourhood Action Teams to promote and identify potential coordinators from the community, especially in our unheard sections of the community</p> <p>Create a Neighbourhood Watch Forum</p>	<p>More effective Co-ordinators with a greater coverage of the Ward</p> <p>Neighbourhood Watch will be key to delivering quality community engagement, crime prevention, and give the community the opportunity to help reduce crime and antisocial behaviour</p> <p>More joined up and effective Neighbourhood Watch Schemes</p>	Broxtowe and Hyson Green Policing

	<p>Reduce crime and antisocial behaviour in the Leen Valley Ward. Ensuring this is linked to the concerns and fears of the community in our priority setting process.</p>	<p>To agree suitable priorities through the Neighbourhood Action Team based on community feedback, through the engagement by all Neighbourhood Action Team agencies. To utilise the Neighbourhood Action Team process to a deliver joint services approach to reduce crime and antisocial behaviour</p>	<p>Problem solving plans will be produced and maintained by the Police. Each plan will evaluate the outcome of the priority. The plans will be 'SMART'. We will ensure the work conducted is fed back into the community</p>	<p>Broxtowe and Hyson Green Policing</p>
	<p>Develop links between the Neighbourhood Action Team process and Schools in the Ward. This would help improve engagement with young people in the area, and ensure the Schools are involved in the local community.</p>	<p>Ensure that links are made between appropriate members of the Neighbourhood Action Team and an identified member of the school staff and the Student Council.</p> <p>Use the stronger links with schools to help young people influence Neighbourhood Action Team priorities and actions in the Ward.</p> <p>Help to establish Student Councils within our Schools. These Councils will then be able to represent the needs of the School and the Young people who attend them. Student Councils will empower the young people in the area to help solve and influence NAT priorities.</p>	<p>Effective engagement/inclusion of the Schools in our area. Empowering young people to be part of the problem solving process in our area will enable us to prevent crime and ensure interventions are relevant to this group of people</p>	

	Fire Prevention	Undertake home safety checks based on risk	Reduced fire risks for vulnerable people	Notts Fire Service
	Reduce speeding cars in the Ward	Identify hotspots using intelligence from partners and the community Hold community 'speedwatch' sessions in places identified. Publicise initiatives to act as a deterrent	Improved awareness of speeding	Police
	Work to reduce school traffic congestion and improve road safety in Kingsbury Drive	Implement key actions identified by the Kingsbury Drive Task Group, amongst which include: <ul style="list-style-type: none"> • Setting up a Park and Stride • Changing parents behaviour • Training Community Protection Officers and other in parking regulations • Intensive parking action at key times • Parent, children and resident education aimed at raising awareness • Consultation on parking and waiting restrictions 	Reduced accident risks, less congestion in a residential area and improved school journeys	Locality Management and Road safety
Neighbourhoods	Improve ways people can get together and access information and services	Support Community groups and organisations to hold events Install notice boards at key locations and develop joint publicity material.	Increased community engagement will enable effective solutions to be found to community problems Improved community relations and uptake of services	Locality Management And Nottingham City Homes

		<p>Seek to establish interest in a Tenants and Residents Association, especially in the Kennington Road and Southwold Estate</p>	<p>Published information on how to access services, local events and community information to keep people informed</p> <p>Enabling community members to work with each other and services to make changes to improve their neighbourhood</p>	
	<p>Target litter, dog fouling and fly tipping hotspots</p>	<p>Promote bulky waste appointment service through Nottingham City Homes and Community events</p> <p>Reduce contaminated bins</p> <p>Encourage residents to use alleys to store bins around Kennington Road and Southwold estates. Obtain keys to gates of alleys to enable this to happen</p> <p>Undertake 3 joint environmental audits with City Services, Community Protection and Nottingham City Homes</p> <p>Joint litter pick with Bluecoat School students</p> <p>Provide publicity enabling people to know how best to report what to</p>	<p>Increased engagement and relationship building will ensure sustainable ways of keeping the area cleaner</p> <p>Reduced confusion and increased reporting</p>	<p>Zarina Khan, Waste Management</p> <p>Nottingham City Homes, City Services and Community Protection</p> <p>Neighbourhood Action Team</p>

		which service		
	Reduce inappropriate all day parking which impacts negatively on the Ward Improve parking issues around schools and reduce all day parking	Consult with community to consider waiting restrictions around Bluecoat Ditto Old Nuthall Road to enable customers to park at local businesses Consultation with community to consider parking restrictions	Improved neighbourhoods and increased economic activity	Traffic and Parking
Families and Children	Ensure co-ordinated good quality provision for young people based on need Improve play and youth facilities and provision	Map the Ward in terms of provision, partners, needs, young people's priorities, inequalities and existing usage Create a youth forum network for the Ward Signpost to activities close to ward boundaries Create 1weekly play session in a local venue Create 1weekly youth session in a local venue	Better picture of need and provision will enable gap analysis and identifying priorities for future work Joined up work, shared best practise, efficient use of resources Leen Valley Young people know where to go; result in increased attendance Positive activities available for young people and reduced crime	Children and Families Team

	Ensuring safeguarding and early interventions issues are addressed and improved	<p>Ensure physically active pursuits are included in the provision</p> <p>Ensure NAT Team have awareness to make referrals</p>	<p>Positive impact on health including obesity and mental health</p> <p>Families are given the support they need at the time they need it</p>	
Health	<p>Reduce Cardio-Vascular Disease Raise Awareness of lifestyle risk factors</p> <p>Develop greater understanding of health needs and usage in Leen Valley Ward</p> <p>Increase physical activity Increase the uptake of cycling in the Ward</p>	<p>To recruit local people to the 'Changemaker' programme and to volunteer on the 'Changemaker' programme</p> <p>Signpost to free health activities e.g. slimming world and 'Go for it'.</p> <p>Distribute signposting booklet</p> <p>Conduct survey to determine this</p> <p>Set up guided walks to raise awareness of the ward and its visually attractive spots</p> <p>Develop cycle training</p> <p>Conduct a cycling and audit to determine barriers to cycling</p> <p>Explore placing cycle locking facilities in the most appropriate</p>	<p>Reduced deaths and illness. Improved early detection</p> <p>Increased volunteering in the Ward</p> <p>Survey will inform future development of priorities</p> <p>Improved physical, social and mental health</p> <p>More inclusive and greater numbers of people with confidence and skill to cycle</p> <p>Understanding of barriers will enable effective design of interventions to remove them</p>	<p>Health</p> <p>Travelright</p>

		<p>place based on the results of the audit</p> <p>Determine interest in a bike maintenance course in the Ward; hold course if enough people interested</p>	<p>Safe storage will remove a barrier to cycling</p> <p>Increased affordability of cycling and empowered by new skill</p>	
Working	<p>Provide opportunities to develop skills for work by engaging in volunteering and community activities</p> <p>Improve access to jobs and training</p> <p>Ensure transport infrastructure supports access to work</p> <p>Raise awareness of jobs available and support to apply for them</p>	<p>Support voluntary sector agencies in Leen Valley and assist them in promoting and recruiting volunteers from the local Community</p> <p>Signpost Residents to voluntary sector agencies</p> <p>Active recruitment of volunteers to the 'Changemaker' programme</p> <p>Work with Employment and Skills to ensure they link to Leen Valley Events</p> <p>Conduct a travel infrastructure audit of the Ward to ensure transport to potential working venues is good</p> <p>Provide bikes on loan to people who need them for work</p> <p>Link closely to employment agencies, invite to events, signpost residents to them</p> <p>Work with apprentice hub to target</p>	<p>Improved readiness for work</p> <p>More people in volunteering</p> <p>Reduced unemployment of local people</p> <p>Removal of barrier to work</p> <p>Reduced unemployment</p>	<p>NCC</p> <p>Travelright</p> <p>NCC</p> <p>Employment Hub</p>

	Promote employer awareness of apprenticeship scheme and support available to recruit local people	employers in the ward and sell the benefits of the scheme	More apprentices recruited to local employers	
--	---	---	---	--

Leen Valley Community Engagement

Events Delivered

Event	Lead Partners	Date/Time	Venue
New Whitemore Baptist Church Children's Event	Locality Management New Whitemore Baptist Church	25.06.15	Bluecoat Academy
New Whitemore Baptist Church Community BBQ	New Whitemore Baptist Church	18.07.15	New Whitemore Baptist Church
The Vine Summer Fair	The Vine	30.06.15	The Vine
Youth Open Evening	NCC Youth Service		The Vine

Community Meetings

Group	Date	Venue
Beechdale Local Action Group	24.06.15	Bluecoat Academy Aspley Lane
Chalfont Drive Public Meeting	07.07.15	Bluecoat Academy Aspley Lane
New Whitemore Tenants and Residents Meeting	28.07.15	Nayburn Court

Future Events and Activities Planned

Event	Lead Partners	Date/ Time	Venue
Beechdale Local Action Group	Locality Management	23.09.15 – 6.30 – 8.30pm	Bluecoat Academy, Aspley Lane
Beechdale Local Action Group	Locality Management	18.11.15 – 6.30 – 8.30pm	Bluecoat Academy, Aspley Lane
Deep Cleaning Ashwell Gardens	Locality Management	23.09.15 am	Ashwell Gardens Area
Dog mess day of action	Locality Management	23.09.15 pm	Meadow Brown and Field Maple Areas
Ward Walk	Locality Management	21 st August – 4.00 pm	Hyson Green Beat Area
Ward Walk	Locality Management	7 th September – 4.00 pm	To be confirmed

Finance

Ward Councillor Budgets

Total Amount allocated this period 0.00

Total amount committed this period £200.00

Budget Remaining Unallocated 44,037.00

Area Capital Fund

Total Amount allocated this period £30,142

Budget Remaining Unallocated £36,499 (2015-2016)

Others – Section 106

None this period

NCH ‘Environmentals’

Total Amount Committed £0

Budget Remaining £49,721

Other Funding

None

SUMMARY PERFORMANCE REPORT

AREA 3

Aspley, Bilborough, Leen Valley

Area Total	Category	Apr-15	May-15	Jun-15	Jul-15	Aug-15	Sep-15	Oct-15	Nov-15	Dec-15	Jan-16	Feb-16	Mar-16	Year To Date				YTD Crime Rates	
														2014-15	2015-16	Volume +/-	% Change	2014-15	2015-16
Area Committee 3	All Crime	258	327	303	325									1158	1213	55	5%	25.67	26.89
	Victim Based Crime	227	293	267	279									997	1066	69	7%	22.10	23.63
	Criminal Damage	45	54	47	56									190	202	12	6%	4.21	4.48
	Theft	46	50	69	56									235	221	-14	-6%	5.21	4.90
	Dwelling Burglary	9	13	11	14									83	47	-36	-43%	1.84	1.04
	Violence	71	115	84	93									311	363	52	17%	6.89	8.05
	Domestic Violence	26	47	33	38									135	144	9	7%	2.99	3.19
	NTE Violence	1	0	1	1									3	3	0	0%	0.07	0.07
	Other Violence	44	68	50	52									173	214	41	24%	3.83	4.74
	ASB	205	200	231	285									943	921	-22	-2%	20.90	20.41
	Noise	58	65	80	106									320	309	-11	-3%	7.09	6.85
	Youth	61	50	72	60									286	243	-43	-15%	6.34	5.39
	Alcohol	26	17	26	30									107	99	-8	-7%	2.37	2.19
	Deliberate Fires	9	8	10	10									40	37	-3	-8%	0.89	0.82
Average Quarterly Score	Cleanliness Score	89	92	87										85	89	4	5%	N/A	N/A
	Graffiti (reactive)	5	3	3										5	11	6	120%	0.11	0.24
	Fly-Tipping (reactive)	25	22	35										75	82	7	9%	1.66	1.82
	Dog Fouling (reactive)	12	13	19										43	44	1	2%	0.95	0.98
	Unemployment	1391	1300	1267	1245									6910	5203	-1707	-25%	153.16	115.32

Ward	Category	Apr-15	May-15	Jun-15	Jul-15	Aug-15	Sep-15	Oct-15	Nov-15	Dec-15	Jan-16	Feb-16	Mar-16	Year To Date				YTD Crime Rates	
														2014-15	2015-16	Volume +/-	% Change	2014-15	2015-16
Aspley	All Crime	118	140	133	115									502	506	4	1%	28.49	28.71
	Victim Based Crime	101	124	116	98									424	439	15	4%	24.06	24.91
	Criminal Damage	16	22	21	20									84	79	-5	-6%	4.77	4.48
	Theft	22	27	34	25									96	108	12	13%	5.45	6.13
	Dwelling Burglary	1	2	9	4									29	16	-13	-45%	1.65	0.91
	Violence	38	46	28	29									148	141	-7	-5%	8.40	8.00
	<i>Domestic Violence</i>	17	18	14	14									65	63	-2	-3%	3.69	3.58
	<i>NTE Violence</i>	0	0	0	0									0	0	0		0.00	0.00
	<i>Other Violence</i>	21	28	14	14									83	77	-6	-7%	4.71	4.37
	ASB	95	80	73	106									399	354	-45	-11%	22.64	20.09
	<i>Noise</i>	28	25	19	47									113	119	6	5%	6.41	6.75
	<i>Youth</i>	22	15	18	23									131	78	-53	-40%	7.43	4.43
	<i>Alcohol</i>	12	8	5	10									44	35	-9	-20%	2.50	1.99
	Deliberate Fires	2	2	3	2									23	9	-14	-61%	1.31	0.51
	<i>Average Quarterly Score</i>	Cleanliness Score	85	88	87										84	87	3	4%	N/A
	Graffiti (reactive)	1	0	1										1	2	1	100%	0.06	0.11
	Fly-Tipping (reactive)	11	7	13										37	31	-6	-16%	2.10	1.76
	Dog Fouling (reactive)	3	6	3										18	12	-6	-33%	1.02	0.68
	Unemployment	734	668	649	630									3562	2681	-881	-25%	202.13	152.14
Ward	Category	Apr-15	May-15	Jun-15	Jul-15	Aug-15	Sep-15	Oct-15	Nov-15	Dec-15	Jan-16	Feb-16	Mar-16	Year To Date				YTD Crime Rates	
														2014-15	2015-16	Volume +/-	% Change	2014-15	2015-16
Bilborough	All Crime	88	118	97	131									411	434	23	6%	24.48	25.85
	Victim Based Crime	80	106	90	116									349	392	43	12%	20.78	23.34
	Criminal Damage	19	21	19	26									81	85	4	5%	4.82	5.06
	Theft	12	10	17	20									67	59	-8	-12%	3.99	3.51
	Dwelling Burglary	4	4	1	7									28	16	-12	-43%	1.67	0.95
	Violence	22	48	36	42									106	148	42	40%	6.31	8.81
	<i>Domestic Violence</i>	7	23	14	17									45	61	16	36%	2.68	3.63
	<i>NTE Violence</i>	1	0	0	1									1	2	1	100%	0.06	0.12
	<i>Other Violence</i>	14	25	22	23									60	84	24	40%	3.57	5.00
	ASB	83	81	111	127									400	402	2	1%	23.82	23.94
	<i>Noise</i>	22	27	42	47									160	138	-22	-14%	9.53	8.22
	<i>Youth</i>	30	26	33	25									117	114	-3	-3%	6.97	6.79
	<i>Alcohol</i>	9	4	16	12									36	41	5	14%	2.14	2.44
	Deliberate Fires	2	3	2	4									14	11	-3	-21%	0.83	0.66
	<i>Average Quarterly Score</i>	Cleanliness Score	91	94	86										85	90	6	7%	N/A
	Graffiti (reactive)	0	2	1										3	3	0	0%	0.18	0.18
	Fly-Tipping (reactive)	8	11	14										31	33	2	6%	1.85	1.97
	Dog Fouling (reactive)	8	6	11										15	25	10	67%	0.89	1.49
	Unemployment	443	431	426	433									2397	1733	-664	-28%	142.75	103.20

Ward	Category	Apr-15	May-15	Jun-15	Jul-15	Aug-15	Sep-15	Oct-15	Nov-15	Dec-15	Jan-16	Feb-16	Mar-16	Year To Date				YTD Crime Rates	
														2014-15	2015-16	Volume +/-	% Change	2014-15	2015-16
Leen Valley	All Crime	52	69	73	79									245	273	28	11%	22.89	25.51
	Victim Based Crime	46	63	61	65									224	235	11	5%	20.93	21.96
	Criminal Damage	10	11	7	10									25	38	13	52%	2.34	3.55
	Theft	12	13	18	11									72	54	-18	-25%	6.73	5.05
	Dwelling Burglary	4	7	1	3									26	15	-11	-42%	2.43	1.40
	Violence	11	21	20	22									57	74	17	30%	5.33	6.91
	<i>Domestic Violence</i>	2	6	5	7									25	20	-5	-20%	2.34	1.87
	<i>NTE Violence</i>	0	0	1	0									2	1	-1	-50%	0.19	0.09
	<i>Other Violence</i>	9	15	14	15									30	53	23	77%	2.80	4.95
	ASB	27	39	47	52									144	165	21	15%	13.46	15.42
	<i>Noise</i>	8	13	19	12									47	52	5	11%	4.39	4.86
	<i>Youth</i>	9	9	21	12									38	51	13	34%	3.55	4.77
	<i>Alcohol</i>	5	5	5	8									27	23	-4	-15%	2.52	2.15
		Deliberate Fires	5	3	5	4									3	17	14	467%	0.28
Average Quarterly Score	Cleanliness Score	91	93	88										87	91	4	5%	N/A	N/A
	Graffiti (reactive)	4	1	1										1	6	5	500%	0.09	0.56
	Fly-Tipping (reactive)	6	4	8										7	18	11	157%	0.65	1.68
	Dog Fouling (reactive)	1	1	5										10	7	-3	-30%	0.93	0.65
	Unemployment	214	201	192	182									951	789	-162	-17%	88.86	73.72

This report has been produced by the CDP pursuant to a brief provided by Neighbourhood Services. Please contact Daniel Dexter if you have any queries regarding the data.

Daniel.Dexter@nottinghamcity.gov.uk,

Ext: 65709